



***molift***<sup>®</sup>

# Molift Raiser Pro

The ergonomic platform for an active sit-to-stand transfer



# Molift Raiser Pro

Molift Raiser Pro promotes a natural movement pattern, allowing users to activate their muscles during transfers. Its intuitive design ensures safety and ease of use for carers and users. The device enables early mobilization and rehabilitation and is suitable for all care environments.

## Natural movement patterns

Molift Raiser Pro is designed to allow users to use their own muscle strength during a transfer, encouraging a natural movement pattern and promoting safety. Its ergonomic design helps users feel safe and comfortable during transfers. Additionally, the device is intuitive and easy to use, making it simple to understand and operate.






## Transfers in confined spaces

It is a stable and maneuverable device that can easily turn within its radius, making it ideal for use in confined spaces like toilets. It provides safe and active standing support during short transfers, such as moving between beds and wheelchairs or shower chairs. Additionally, it assists carers in carrying out transfers with minimal risk of injury.

## Suitable for all healthcare settings

Molift Raiser Pro helps users rehabilitate and train in all healthcare environments. It is particularly useful during transfers, as it allows for early mobilisation even in intensive care units. The user can improve their balance while sitting and standing up, and the Molift Raiser Pro provides safe support.



Description		Item no.	Material
Molift Raiser Pro		16090204	Powder coated aluminium, plastic, steel, chrome 3
Weight			
Total weight	10.7 kg	<div>Washing instructions</div> <div><div></div><div>max 170 kgmax 375 lbs</div></div>	
Baseplate	5.4 kg		
Handle	5.3 kg		
Safe working load (SWL)	170 kg		
Dimensions			
Height	1200 mm	<div>Clean/disinfect the product using a standard non-abrasive cleaning agent with a pH between 5 and 9, or with a 70% disinfectant solution. The product can be safely cleaned in a cabinet washer-disinfector at 70°C for 10 minutes.</div>	
Depth	630 mm		
Width	540 mm		



## Clinical benefits:


- Reduces work-related injuries/strain of carer
- Enhances user's well-being
- Enables early rehabilitation
- Enables single-handed care

## Features



### A versatile handle

The handle is designed for optimal grip with a warm, soft feel and multiple grip options, providing comfort for both the user and carer.



### One-hand adjustment

The leg support has soft and hygienic padding with lateral support and divided pads. It is easily adjusted with a gentle one-hand grip which can be controlled from a standing position.



### Central brake

A central mechanism allows for convenient braking with a one-foot touch, providing audible feedback upon activation for increased safety and efficiency.




### Low step-on height

The stand surface features visible contours and an anti-slip design to facilitate foot placement. The base height is only 35 mm.

*Molift Raiser Pro works well in almost all environments. Ideal at home, in care settings and all hospital wards.*




## Accessories




### Molift Soft Handles

If the user has difficulty reaching the handle, Soft Handles can be used to help them lengthen the grip.




### Molift Assist Strap

An assist strap that provides extra safety and support around the back or hips when standing up. It can be used when unsure if the patient might need additional support during the transfer.




### Molift Assist Sleeve

An assist strap with a sliding sleeve assists users in rising/sitting down and support them during transfer.



### Molift Assist Sleeve Wide

An assist strap with a firm sliding sleeve gives more support to users when they rise/sit down and supports them during transfer.



### Molift Assist Belt

An assist strap with a sliding sleeve with a buckle for assisting the user in rising/sitting down and support them during transfer.



### Molift Raiser Pro Block

Molift Raiser Pro Block can be used when the user needs a higher foot position. The block is placed onto the Molift Raiser Pro baseplate and it raises the height by 9 cm. No fastening is needed as it fits directly on the baseplate.



### Molift Raiser Pro Heel Strap

For users who require assistance in maintaining proper foot position, the heel strap can be mounted. The Molift Raiser Pro knobs are used to attach the heel strap.



Molift Assist Belt is placed around the user's waist for hygiene assistance, allowing easy access to dressing.

### Accessories

### Item no.

Molift Soft Handles 2 pcs	82511
Molift Assist Strap S/M	82508
Molift Assist Strap L/XL	82509
Molift Assist Sleeve S/M	82528 (incl. 82508 + 82537)
Molift Assist Sleeve L/XL	82529 (incl. 82509 + 82537)
Molift Assist Sleeve Wide	90301
Molift Assist Belt S/M	82964 (incl. 82508 + 82963)
Molift Assist Belt L/XL	82965 (incl. 82509 + 82963)
Raiser Pro Block	28612
Raiser Pro Heel Strap	83211

### Washing

Straps and belts:

Machine wash 80 °C. Low temperature tumble dryer max. 50 °C

Molift Raiser Pro Block and Molift Raiser Pro Heel Strap:

Clean/disinfect the product using a standard non-abrasive cleaning agent with a pH between 5 and 9, or with a 70% disinfectant solution.



# Additional benefits

Every little detail on Molift Raiser Pro has a thoughtful ergonomic design that provides benefits for both user and carer.

## Optimal ergonomic grip

The handle has a soft, warm feel and is designed to give multiple grip.

## Double attachment points

Make it easier for the carer to attach the accessories when the attachment points are positioned on the sides of the handle.

## Adaptive leg support

It can be easily adjusted with a gentle one-hand grip, and the leg support can swivel to follow the shin for better support.

## Auditive feedback

The central locking mechanism gives auditory feedback when the leg support is adjusted into position.

## Easy to maneuver

A small turning diameter makes it ideal for small/narrow spaces.

## Central brake with auditory feedback

The integrated central brake function on the wheels gives auditory feedback when it is activated.

## Curved for toilet


The base plate has a curved side to cope with the design of a toilet. Allows the user to get closer.

## Total width - only 540 mm

Total width of only 540 mm for accessibility in narrow doorways.

## Low step in height

The low step in height, only 35 mm, facilitates boarding for the user. The sloped edge makes boarding even easier.





# The ergonomic transfer platform

As Molift is committed to comfort and safety, the active sit-to-stand transfer platform Molift Raiser Pro is designed from an ergonomic perspective and developed to meet everyday healthcare needs. It assists caregivers in carrying out transfers with minimum risk of injury.

## Definition of Ergonomics

*“Ergonomics is about designing things so that they fit well with how people use them, making tasks easier and more comfortable.”*

Anette R. Raun – International Product Manager, Etac Patient Handling

## Supporting ergonomic

Successful ergonomic product design contributes to fewer injuries and physical fatigue. Feedback from users and carers is essential knowledge when developing a device as Molift Raiser Pro. Human factors like physical, psychological and tactile experience are other aspects considered into the design.

Molift Raiser Pro has a well-thought out ergonomic design down to the smallest detail.

## Attachment points for accessories

The attachment points are positioned on each side of the handle. The position and the design of the attachment points make it easier for the caregiver to attach the assistive strap.



## Ergonomics for the carer

The height is easily adjusted from the left or the right side. The palm of the hand is supported on the pad while the fingers adjust the height using minimal force.



## Ergonomics for the user

The leg support is soft, comfortable and follows the movement from sitting to standing.



## A win-win solution

Accidents are common when carers are transferring users several times a day. Molift Raiser Pro is designed to create a win-win situation. It takes advantage of the user's natural movement pattern and reduces the risk of carer injuries. A win-win for both the user and the carer.

## Early mobilisation

With Molift Raiser Pro, the user can start mobilising early, even in the hospital's intensive care unit and can be used to help the user regain mobility. From improving balance, sitting on the bedside to standing up, Molift Raiser Pro is used for transferring a person from one sitting surface to another. It gives the user an opportunity to practice daily to improve their ability and strength.

The thoughtful ergonomic design of Molift Raiser Pro makes it the perfect choice for short active transfers in hospitals, care settings and home environments.



## Easy to handle and easy to carry

The base plate has a handle designed for comfortable carrying. By releasing two knobs, you easily disconnect the base plate from the upper part and it can be carried without effort.





Etac is a world-leading developer of innovative assistive devices and patient handling equipment. Since 1973, we have been committed to improving quality of life for the individual, family members and caregivers.

For the intended purpose of the products and latest information, please visit [www.etac.com](http://www.etac.com)

**Etac**



+46 371 587 330



[info@etac.se](mailto:info@etac.se)



[www.etac.com](http://www.etac.com)

**etac**®

Creating Possibilities